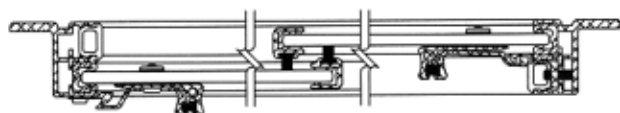


SECTION A-A

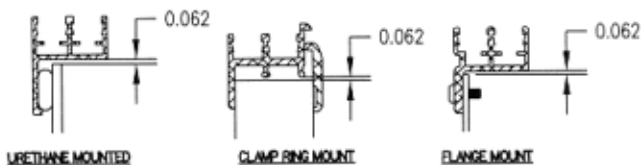
INSIDE VIEW



SECTION B-B

NOTE:

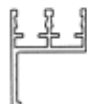
1. WINDOWS CAN BE MANUFACTURED IN VARIOUS SHAPES AND SIZES WITH THE EXTRUSIONS LISTED BELOW
2. RECOMMENDED CLEARANCES BETWEEN THE WINDOW ASSEMBLY AND THE BODY OPENING MAY VARY



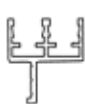
URETHANE MOUNTED

CLAMP RING MOUNT

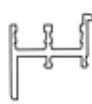
FLANGE MOUNT



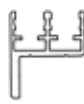
580



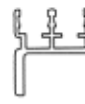
581



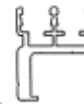
485



588



591



595



246