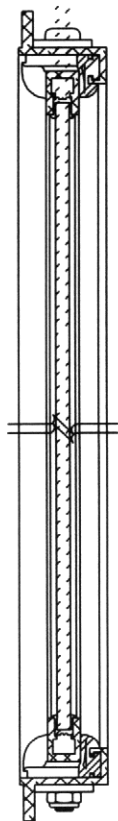
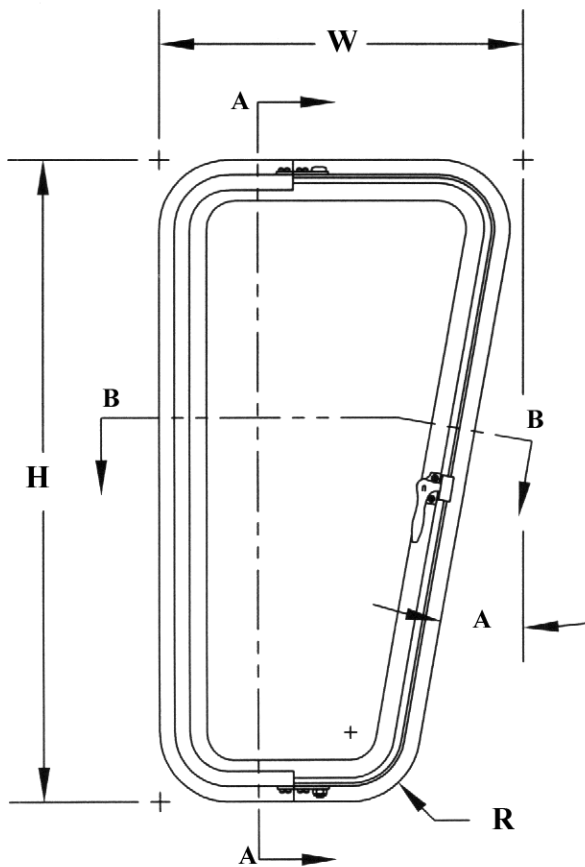


# VENT WINDOW

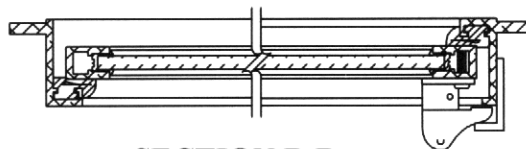
# SERIES 500



**SECTION A-A**



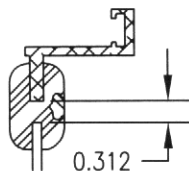
**INSIDE VIEW**



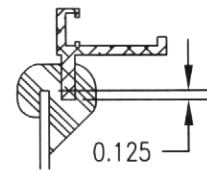
**SECTION B-B**

**NOTE:**

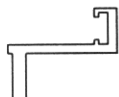
1. WINDOWS CAN BE MANUFACTURED IN VARIOUS SHAPES AND SIZES WITH THE EXTRUSIONS LISTED BELOW
2. RECOMMENDED CLEARANCES BETWEEN THE WINDOW ASSEMBLY AND THE BODY OPENING MAY VARY DEPENDING UPON THE GLAZING GASKET YOU SELECT. WEATHER STRIPS THAT CONFORM TO THE DIMENSIONS SHOWN ARE AVAILABLE



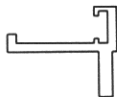
**"H" TYPE RUBBER**



**"S" TYPE RUBBER**



505



503



512
